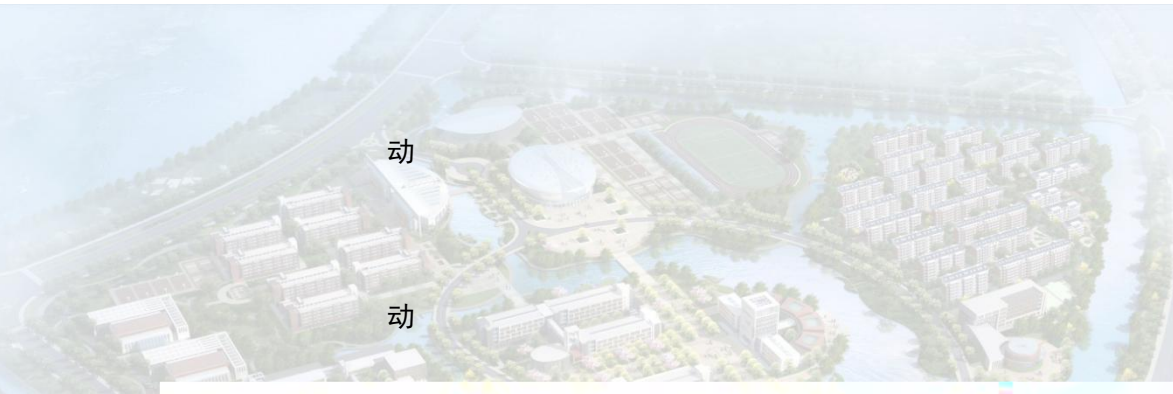


2020

高等职业教育
质量年度报告



潍坊职业学院
Wafang Vocational College



动

动

动

动

任贡

1.	2
1.1	2
1.2	4
1.3	6
1.4	8
1.5	9
1.6	11
1.7	12
2.政	18
2.1	18
2.2	19
2.3	21
2.4	23
2.5	25
2.6	27
3.	28
3.1	28
3.2	28
3.3	29
3.4	29
3.5	30
3.6	30
4.	31

4.1	31
4.2	31
4.3	32
4.4	34
4.5	34
5.	37
5.1	37
5.2	38
5.3	39
5.4	40
5.5	41
5.6	41
6.	42
6.1	42
6.2	43
6.3	44
2018-2019	45

2020

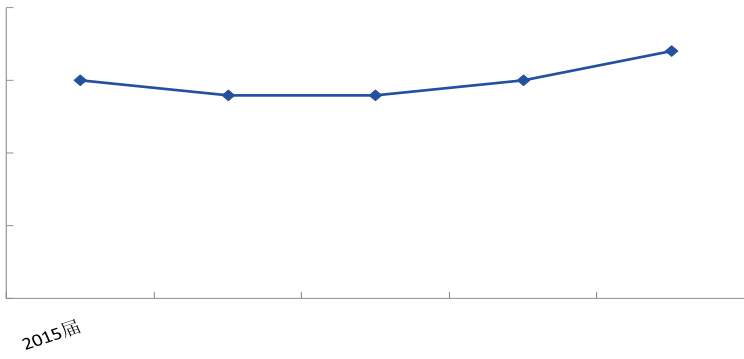


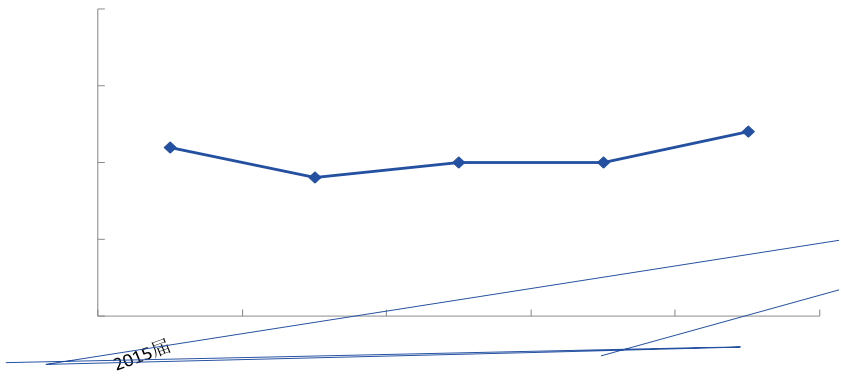
1.

1.1

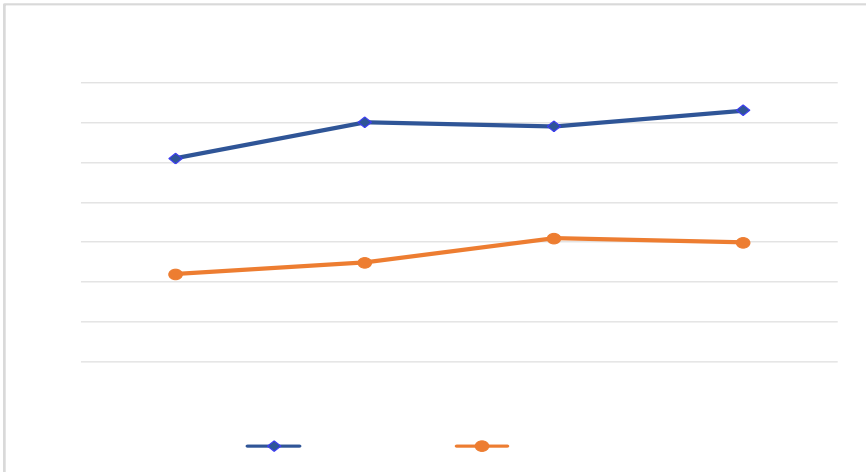


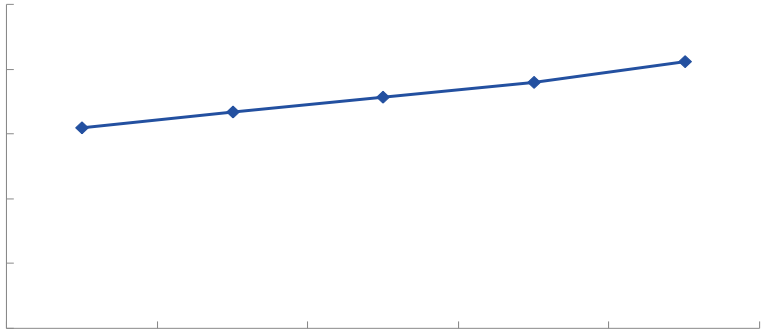
1.2



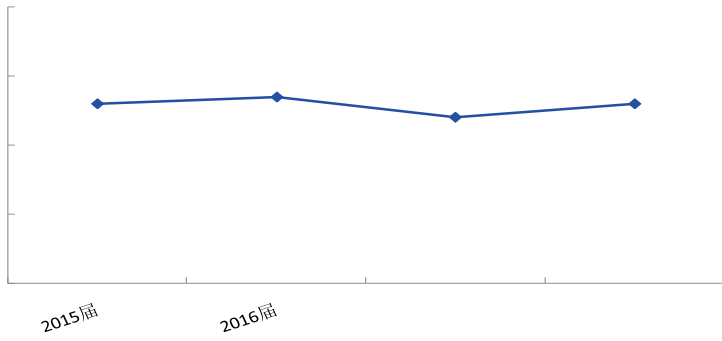


1.3



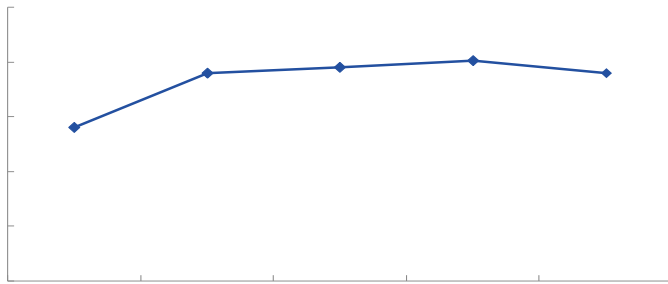


2015届



1.4






1.6

1 2018–2019



12391	1		%	99.22	99.25
	2			3565.00	3961.66
	3		%	62.00	

2



2.3

64715

2.4



3

+

30

90

30

10

8

2.5

2.6

3 2018–2019

					2018	2019
12391		1			14.36	13.93
		2		%	91.05	91.22
		3		%	35.93	40.22
		4		/	10001.72	13196.72
		5		/	17.07	20.04
		6		/		

3.

3.1

3.2

3.3

3.4

3.5

3.6

4 2018-2019

				2018	2019
12391	1			12753.30	12195.50
				8816.00	7996.00
	2			884	1291
				990	996
				693	741

					10045	13550
		3			1360.00	1880.18
		4			516.33	495.73
		5			200	200
					100	100
		6			30	30

4.3



4					
					21
	60				
4					7
	62		165		
			8	4	()
	3				
		3			
	6000			10	
1		1	30	11	

4.4

4.5

5 2018-2019



		6			8	17	4
		7			3	7	5


5.

5.1


5				
			3	2
				12
	20	270		3500
30				4635
2000				


5.2

5.3



5.4





5.5

5.6

6 2018–2019

			2018	2019
12391	1		16645	16533
			6180	5602
			6132	5560

			100%			
		A :			2319	4650
		B			27	20
		C :			4175	3898
		D : 500			1090	957
					4178.25	6906.57
	2				15590.59	22576.00
	3				1577.90	1799.10
	4				159.19	324.56
					185216	315896
					161020	313396
	5				14980	34987
					4860	3072
					30327	31761
	6				1860.47	2314.80

6.

6.1

6.2

6.3

2018-2019

1 2018-2019

					2018	2019
12391		1		%	99.22	99.25
		2			3565.00	3961.66
		3		%	62.00	62.15
		4		%	96.02	99.88
		5		%	5.02	4.80
		6		%	100.00	100.00
		7		%	78.00	78.02

2 2018-2019

友

12391		1			6744	4252	
		2	1		6069	3826	
				%	99.68	98.87	
			2		6069	3826	
				%	99.46	99.78	
		3	1		828	792	
				%	97.70	98.20	
			2		735	520	
				%	98.50	97.90	

		3			732	1144			
				%	99.22	99.63			
		4	1			6069	3826		
					%	99.38	99.77		
			2			6069	3826		
					%	99.45	99.28		
			3			6069	3826		
					%	99.11	99.13		
		5				128684	118233		
		6				99.72	99.53		
			1				73	76	
							22	26	
			2				7410	6581	1
					1147	1346	2		

3 2018-2019

				2018	2019	
12391		1		14.36	13.93	
		2		%	91.05	91.22
		3		%	35.93	40.22
		4		/	10001.72	13196.72
		5		/	17.07	20.04
		6		/	0.65	1.16
		7			22	24

		8			1186	953
					289	361
					141	233

4 2018-2019

				2018	2019
12391		1		12753.30	12195.50
				8816.00	7996.00
		2		884	1291
				990	996
				693	741
				10045	

5 2018–2019

				2018	2019	
12391		1		59182	71100	
		2		3460		

6 2018–2019

				2018	2019
12391	1			16645	16533
				6180	5602